





- Spring loaded folding base
- Sliding leg for uneven surfaces
- Integral 16mm spigot
- Internal spring dampers
- No finger trap between castings

20" C Stand	
G2000	Chrome
G200001	Shadow
SWL	10 Kg
D1	1.70m
D2	0.88m
D3	0.95m
	0.88m
Kg	6.20 Kg

30" C Stand	
G2006	Chrome
G200601	Shadow
SWL	10 Kg
D1	2.50m
D2	1.18m
D3	0.95m
	1.18m
Kg	6.80 Kg

40" C Stand	
G2007	Chrome
G200701	Shadow
SWL	10 Kg
D1	3.26m
D2	1.39m
D3	0.95m
	1.39m
Kg	8.0 Kg

60" C Stand	
G2008	Chrome
G200801	Shadow
SWL	10 Kg
D1	4.80m
D2	1.90m
D3	0.95m
	1.90m
Kg	8.80 Kg