


Quartet 650W

Our popular Quartet range of spotlights features a Fresnel, PC spot and two zoom profiles to meet a wide range of applications where a small powerful light source is needed. The whole range shares a common lamp family, allowing users to stock a single lamp type for up to four luminaire styles. Ideal for small entertainment and display applications, there is a Quartet spotlight to meet your needs.



Quartet Zoom
(15/25 and 22/40)

Quartet PC/F

Features

- Range includes:
 - Quartet F** Fresnel with 10° to 40° soft edged beam
 - Quartet PC** PC spot with 7.5° to 55.5° beam
 - Quartet 15/25** Variable profile spot with 15° to 25° beam
 - Quartet 22/40** Variable profile spot with 22° to 40° beam
- Profile spot optics are designed for improved output and cleaner beam distribution for crisper shuttering and gobo projection
- Lens mechanism ensures smoother beam adjustments
- Compact, lightweight yet ruggedly constructed
- CE marked

SPECIFICATION SUBMITTAL

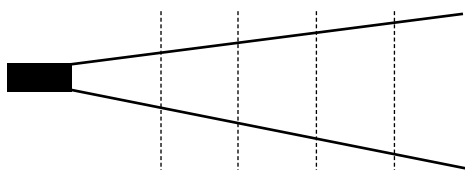
CONSULTANT <input type="text"/>	PROJECT NAME: <input type="text"/>	MODEL NUMBER QUANTITY: <input type="text"/> <input type="text"/> <input type="text"/> <input type="text"/> <input type="text"/> <input type="text"/> <input type="text"/> <input type="text"/>
DATE: <input type="text"/>	PROJECT NUMBER: <input type="text"/>	APPROVED BY: <input type="text"/>

Photometric data:

Typical performance based on: 650W T26/T27 240V lamp.

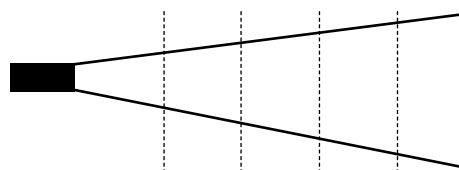
Quartet F: Narrow

Distance (m)	4	6	8	10
Beam Ø (m)	0.49	0.73	0.98	1.22
Illum (lux)	4744	2108	1186	759



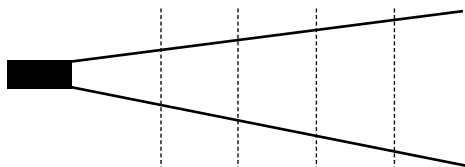
Quartet PC: Narrow

Distance (m)	4	6	8	10
Beam Ø (m)	0.52	0.79	1.05	1.31
Illum (lux)	3669	1631	917	587



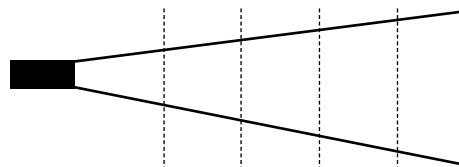
Quartet F: Wide

Distance (m)	4	6	8	10
Beam Ø (m)	3.3	5.0	6.6	8.3
Illum (lux)	620	275	155	99



Quartet PC: Wide

Distance (m)	4	6	8	10
Beam Ø (m)	4.2	6.3	8.4	10.5
Illum (lux)	344	153	86	55



To calculate lux levels at any throw distance, divide the following factors by the distance squared:

	F		PC	
	N	W	N	W
Lux	75900	9930	58700	5500

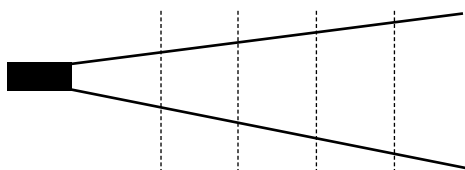
To calculate beam diameters at any throw distance, multiply the throw in metres by:

	F		PC	
	N	W	N	W
Dia	0.12	0.83	0.13	1.05

Strand Theatre Lighting

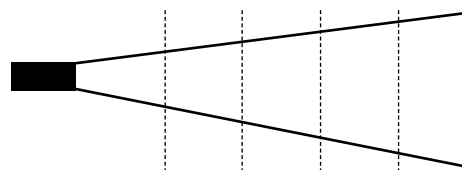
Quartet 15/25: Narrow

Distance (m)	4	6	8	10
Beam Ø (m)	1.05	1.58	2.1	2.6
Illum (lux)	5096	2265	1274	815



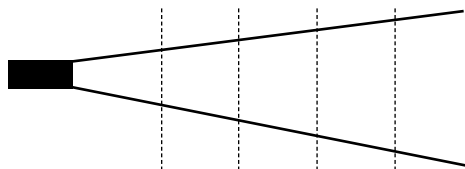
Quartet 22/40: Narrow

Distance (m)	4	6	8	10
Beam Ø (m)	1.6	2.3	3.1	3.9
Illum (lux)	3659	1626	915	585



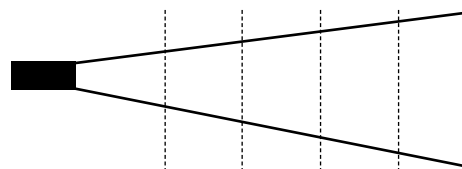
Quartet 15/25: Wide

Distance (m)	4	6	8	10
Beam Ø (m)	1.8	2.7	3.5	4.4
Illum (lux)	1998	888	500	320



Quartet 22/40: Wide

Distance (m)	4	6	8	10
Beam Ø (m)	2.9	4.4	5.8	7.3
Illum (lux)	2662	1183	666	426



To calculate lux levels at any throw distance, divide the following factors by the distance squared:

	15/25		22/40	
	N	W	N	W
Lux	81550	31970	53500	42600

To calculate beam diameters at any throw distance, multiply the throw in metres by:

	15/25		22/40	
	N	W	N	W
Dia	0.26	0.44	0.39	0.73

Strand Theatre Lighting

Operational Features

Lamp access – Through drop-down lamp tray secured by quarter turn fastener

Focus adjustment – By locking screw handle on underside of F and PC lamphouse

By locking screw handles on side of profile lens tube

Lamp adjustment – Beam distribution on profiles adjusted by locking screw handle on underside of lamphouse

Electrical & Mechanical Data

Construction – Die-cast aluminium lamphouses with extruded aluminium lens tubes on profiles finished in black epoxy powder coating

Gate – Sprung assembly houses four removable beam-shaping shutters and has runners to take gobo holder or drop in iris diaphragm

Lenses – Heat resistant borosilicate glass lenses. F & PC lenses mounted in front of die-cast lamphouse. Profile lenses mounted in die-cast carriers sliding on Teflon guides

Lampholder – GY9.5 to take lamps of 46.5mm LCL and 650W max

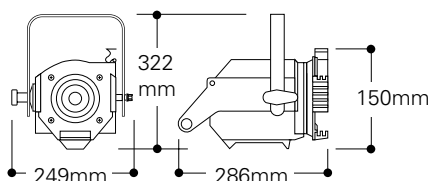
Supply voltage – 230V ± 10% 50/60Hz

Standards compliance – Designed to conform to EN 60 598 2-17

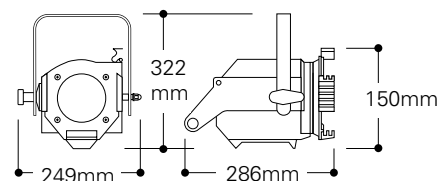
Weights and Dimensions

	F	PC	15/25	22/40
Weight	3.1kg	3.3kg	5.5kg	5.2kg
Packed weight	4.0kg	4.2kg	6.1kg	6.0kg
Packed volume	0.03m ³	0.03m ³	0.05m ³	0.05m ³

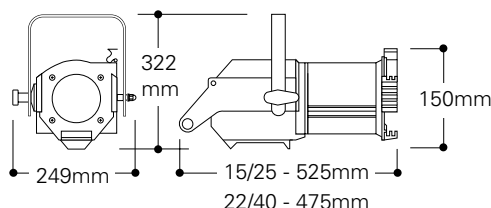
Quartet F



Quartet PC



Quartet 15/25
Quartet 22/40



Ordering Information

Cat No Description

Quartet spotlights are supplied complete with 1.5m of cable with fitted plug, card colour frame.

11160	Quartet F
11170	Quartet PC, 230V
11180	Quartet 15/25, 230V
11190	Quartet 22/40, 230V

Optional accessories

18040	Barndoor, 4-leaf rotatable
18041	Iris, 12-leaf
18042	Holder for M-size gobo
18044	Colour frame, metal
82000	Safety cable, light duty (up to 10kg)
82010	Hook clamp

Strand Lighting Europe Limited

Unit 2 Royce Road, Fleming Way
Crawley, West Sussex RH10 9JY
Tel: + 44 (0) 1293 554010
Fax: + 44 (0) 1293 554019

Strand Lighting Asia Limited

20/F Delta House,
3 On Yiu Street
Shatin, N.T. Hong Kong
Tel: +852 2757 3033
Fax: +852 2757 1767

Strand Lighting, Inc.

6603 Darin Way
Cypress, CA 90630
Tel: (714) 230-8200
Fax: (714) 899-0042

www.strandlighting.com

© Philips Group 2008
All rights reserved.
The Company reserves the right to make any variation in design or construction to the equipment described. E&OE